

Tizen SDK and Web App Development

Cheng Luo
LinuxCon Europe 2012

Agenda

- Tizen 2.0 alpha SDK
- Web app development

Tizen 2.0 alpha SDK

- IDE - Eclipse based
- Emulator - qemu based
- Web based (Chrome) simulator
- UI Builder
- Event Injector
- Remote inspector /Firebug
- Documentation & Sample code

Installing SDK

- The SDK supports Windows and Ubuntu
- The SDK Mac version is coming soon
- Installation Manager supports the snapshot-based or SDK image-based installation
- Pay attention to prerequisites, specially on Ubuntu (JDK, JRE, qemu, VTx support etc.)



TIZEN™ SDK

Welcome to TIZEN SDK
An open source, cross-device platform

Welcome to Tizen SDK

Tizen SDK will be installed on your computer. Close all other applications before starting the installation.

Install or update the Tizen SDK
 Uninstall the Tizen SDK

Advanced

Next Cancel

Advanced Configuration

Package Server: [Change Server](#)

Distribution: Auto update Show all

Status	Name	Date
Latest	TizenSDK_2.0.0a	Thu Sep 20 11:56:35 BST 2012

SDK Image

Cancel OK

Install JDK on Ubuntu

- Tizen IDE is based on Oracle Java v7, **not** OpenJDK
- Oracle doesn't allow re-distribution of Java packages, so...
- oab-java6 a good script for installing oracle-jdk, oracle-jre on Ubuntu
- still need some tweaks to install the latest JDK-7u9 with oab-java6[👉]

👉: <https://github.com/flexiondotorg/oab-java6>

Running IDE on Ubuntu

- Install *libwebkitgtk-1.0-0*, if you get error such as :

```
Exception in thread "main" org.eclipse.swt.SWTError: No more handles [Unknown Mozilla path (MOZILLA_FIVE_HOME not set)]
```

- Install *Ajax Tool Framework (ATF)* if Event Injector is not shown 

: <http://tronprog.blogspot.co.uk/2012/05/eclipse-internal-web-browser-in-kubuntu.html>

<http://wiki.eclipse.org/ATF/Installing>

Tizen 2.0 alpha new features

Tizen 2.0 alpha new features

Enhanced HTML5

WebKit2 WRT screen orientation

multi-process APIs

video subtitles video caption

keygen details battery status

Tizen 2.0 alpha new features

Enhanced HTML5

WebKit2 WRT screen orientation
multi-process APIs
video subtitles video caption
keygen details battery status

Better IDE & SDK

smart installer snapshot-based
enhanced OpenGL ES installation
UI Builder WebGL accelerated
emulator

Tizen 2.0 alpha new features

Enhanced HTML5

WebKit2 WRT screen orientation
multi-process APIs
video subtitles video caption
keygen details battery status

Better IDE & SDK

smart installer snapshot-based
enhanced OpenGL ES installation
UI Builder WebGL accelerated
emulator

Web UI FW

content selection shortcut scroll widget
context menu auto-divider
expandable list virtual list

Tizen 2.0 alpha new features

Enhanced HTML5

WebKit2 WRT screen orientation
multi-process APIs
video subtitles video caption
keygen details battery status

Better IDE & SDK

smart installer snapshot-based
enhanced OpenGL ES installation
UI Builder WebGL accelerated
emulator

Web UI FW

content selection shortcut scroll widget
context menu auto-divider
expandable list virtual list

More Device APIs

download APIs notification APIs
power control

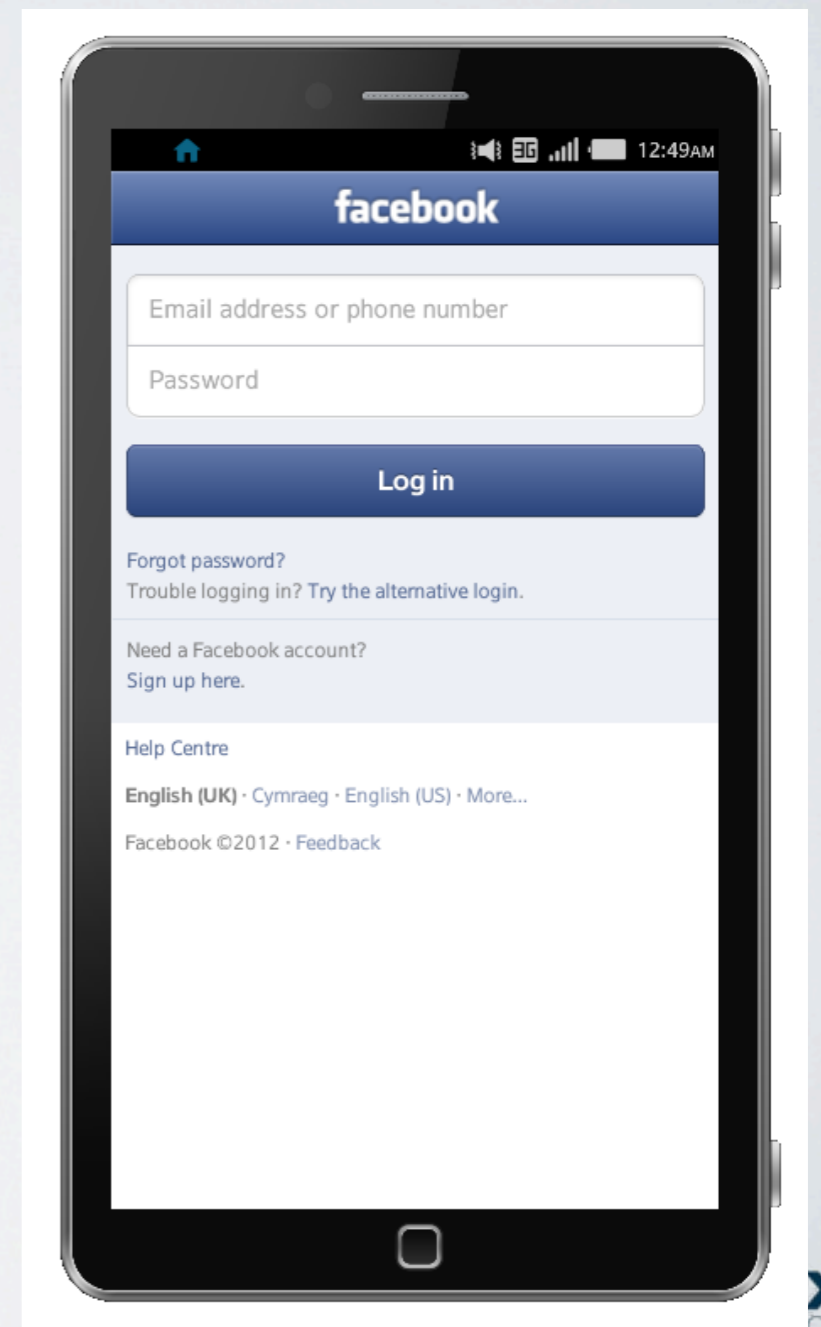
Web apps on Tizen

Web Apps

	Mobile site	Hosted app	Packaged app
UI	web page	generic UI	generic/native
Store	search engine	app stores	app stores
Pros	no need to install low memory footprint	only add a manifest file low maintenance/memory footprint	offline launching access to device s APIs
Cons	security risk limited features	require a server	maintenance

Mobile Web

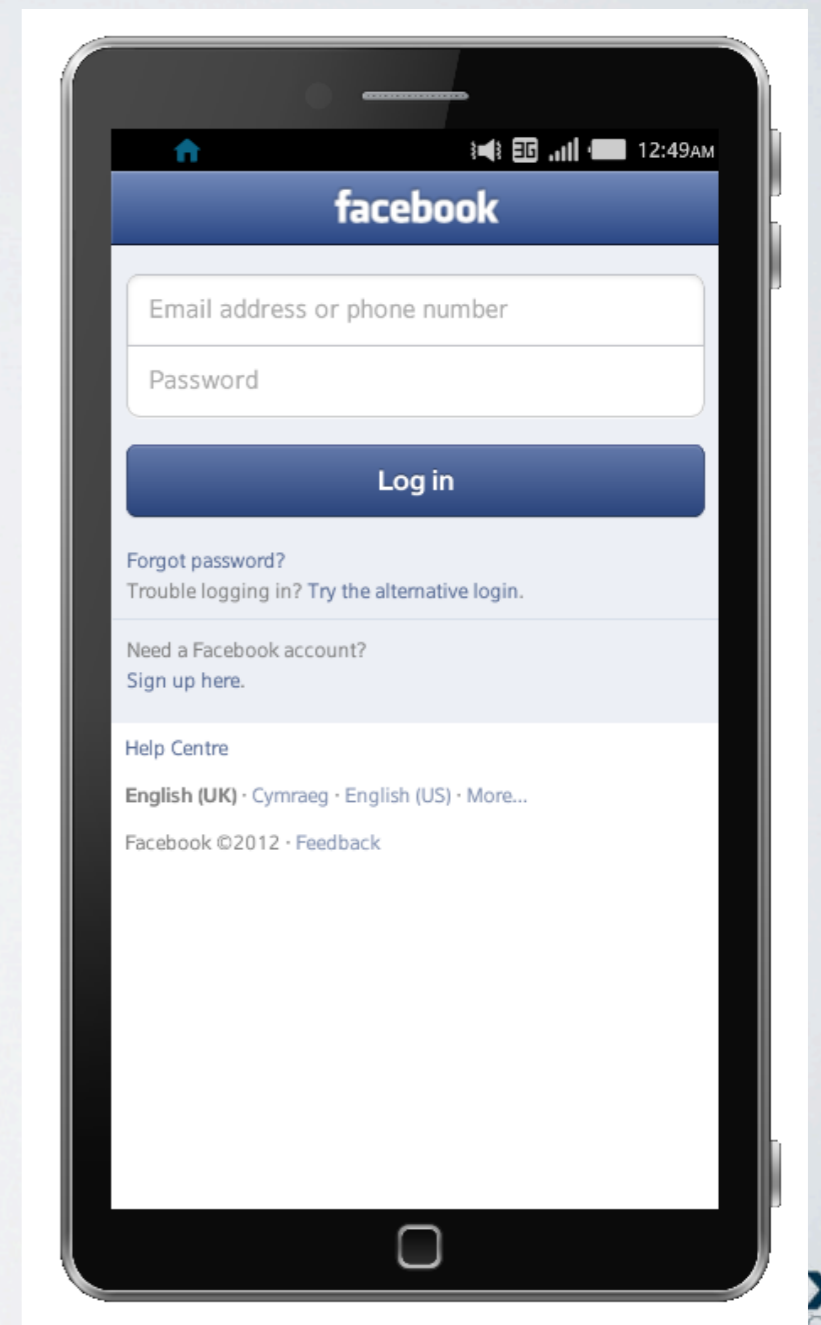
```
<?xml version="1.0" encoding="UTF-8"?>  
  
<widget xmlns="http://www.w3.org/ns/widgets"  
xmlns:tizen="http://tizen.org/ns/widgets" version="2.0 Beta"  
viewmodes="fullscreen" id="http://yourdomain/FacebookApp">  
<icon src="icon.png"/>  
<content src="http://m.facebook.com"/>  
<name>FacebookApp</name>  
<access origin = "*" />  
</widget>
```



Mobile Web

EASY

```
<?xml version="1.0" encoding="UTF-8"?>  
  
<widget xmlns="http://www.w3.org/ns/widgets"  
  xmlns:tizen="http://tizen.org/ns/widgets" version="2.0 Beta"  
  viewmodes="fullscreen" id="http://yourdomain/FacebookApp">  
  <icon src="icon.png"/>  
  <content src="http://m.facebook.com"/>  
  <name>FacebookApp</name>  
  <access origin = "*" />  
</widget>
```



Other Web Apps

	webOS	WebWorks	Tizen
Core	enyo.kind, enyo.Animator, enyo.Signals,	Core API	tizen, Application, SystemInfo, Notification, HTML5, CSS3
AJAX	enyo.Aync, xhr, json, cookie	jQuery.get, XMLHttpRequest	jQuery.get
Touch events	Touch, ScrollMath, ScrollStrategy, Scroller	jQuery touch events	jQuery touch events, Tizen events
UI	onyx	CSS	jQueryMobile, Tizen Web UI

Other Web Apps

CODE REWRITE

	webOS	WebWorks	Tizen
Core	enyo.kind, enyo.Animator, enyo.Signals,	Core API	tizen, Application, SystemInfo, Notification, HTML5, CSS3
AJAX	enyo.Aync, xhr, json, cookie	jQuery.get, XMLHttpRequest	jQuery.get
Touch events	Touch, ScrollMath, ScrollStrategy, Scroller	jQuery touch events	jQuery touch events, Tizen events
UI	onyx	CSS	jQueryMobile, Tizen Web UI

HTML5

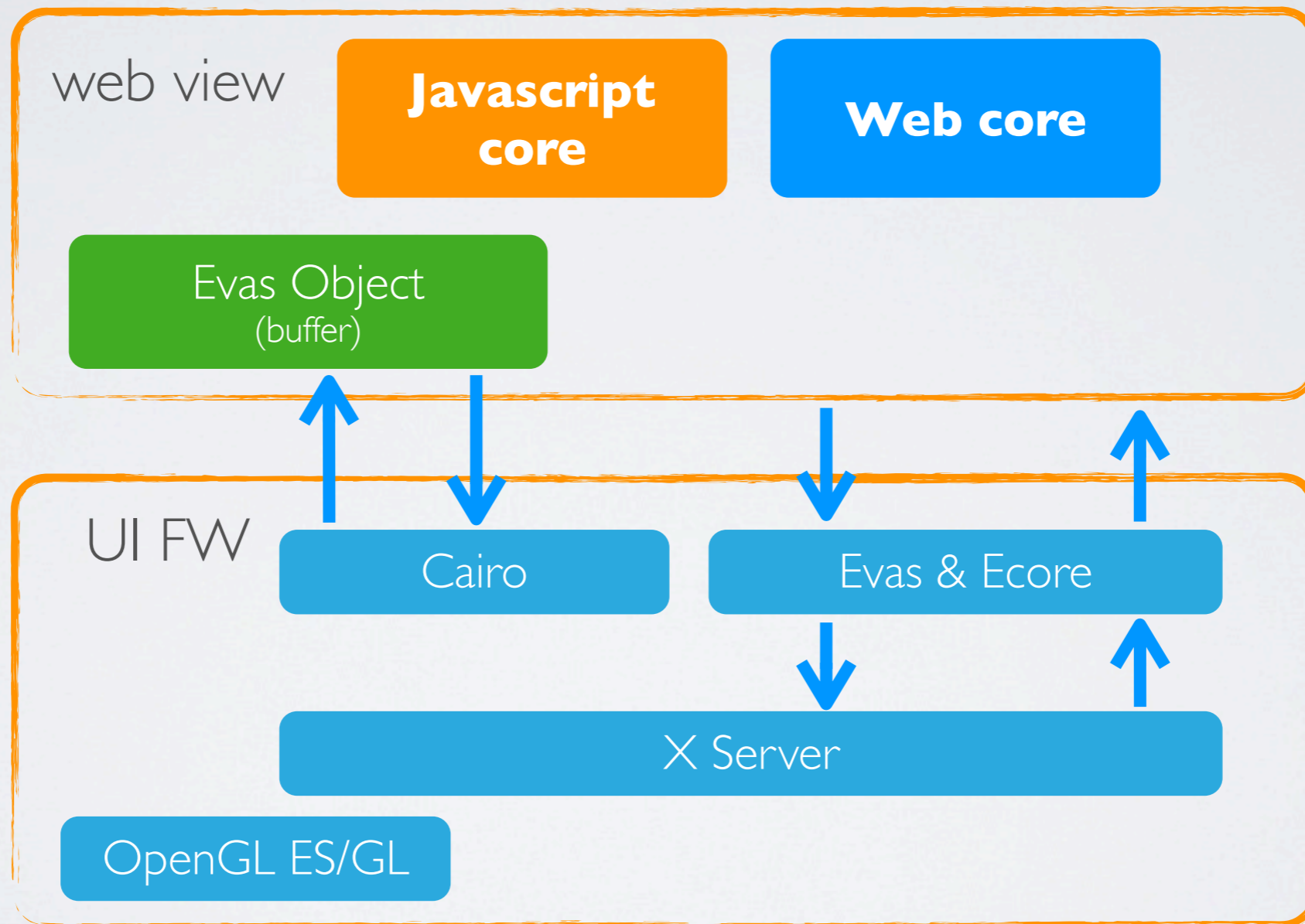
Test	Symb 1	Symb 2	Symb 3	S40	iOS 2.2	iOS 3.1	iOS 4.2	And 1.0	And 1.6	And 2	And 3	Dolphin	BB 6	BB PB	Phantom	Palm 2.0	Palm 2.1	Bolt 1.5	Ozone 0.9	Obigo 10	WeTab
:first-child 111 points	static				static	yes		yes					yes			yes				yes	
Static The browser doesn't correctly update the styles of the original element when another element is placed before it.																					
rows[] 110 points	incorrect					yes		yes					yes			yes				yes	
Incorrect The browser keeps to the source code order, where the <code><tfoot></code> is the second row.																					
+ selector 108 points	static				static	yes		static	yes				yes			yes				yes	
Static The browser doesn't correctly update the styles of the original element when another element is placed before it.																					
getElementsByClassName() 102 points	no					yes		yes					yes			yes				yes	
<code>document.getElementsByClassName('test')</code> <code>document.getElementsByClassName('test test2')</code> The first expression returns a nodeList with all elements that have a <code>class</code> value that contains "test". The second one returns a nodeList will all elements that have a <code>class</code> value that contains both "test" and "test2" (in any order).																					
querySelectorAll() 102 points weight 2	no					yes		yes					yes			yes				yes	
<code>document.querySelectorAll('.testClass')</code> <code>document.querySelectorAll('.testClass + p')</code> Returns a nodeList with all elements that have a <code>class</code> value that contains "testClass"; or a nodeList with all paragraphs directly following such an element. Essentially, this method allows you to use CSS syntax to retrieve elements.																					
:nth-of-type()	no					yes		yes					yes			yes				yes	

HTML5

GOOD LUCK

Test	Symb 1	Symb 2	Symb 3	S40	iOS 2.2	iOS 3.1	iOS 4.2	And 1.0	And 1.6	And 2	And 3	Dolphin	BB 6	BB PB	Phantom	Palm 2.0	Palm 2.1	Bolt 1.5	Ozone 0.9	Obigo 10	WeTab
:first-child 111 points	static				static	yes	yes	yes	yes	yes	yes	yes	yes	yes	yes	yes	yes	yes	yes	yes	yes
<p>Static The browser doesn't correctly update the styles of the original element when another element is placed before it.</p>																					
rows[] 110 points	incorrect					yes	yes	yes	yes	yes	yes	yes	yes	yes	yes	yes	yes	yes	yes	yes	yes
<p><code>x.rows</code> A <code>nodeList</code> with all rows of table <code>x</code>.</p> <p>Incorrect The browser keeps to the source code order, where the <code><tfoot></code> is the second row.</p>																					
+ selector 108 points	static				static	yes	static	yes	yes	yes	yes	yes	yes	yes	yes	yes	yes	yes	yes	yes	yes
<p>Static The browser doesn't correctly update the styles of the original element when another element is placed before it.</p>																					
getElementsByClassName() 102 points	no					yes	yes	yes	yes	yes	yes	yes	yes	yes	yes	yes	yes	yes	yes	yes	yes
<p><code>document.getElementsByClassName('test')</code> <code>document.getElementsByClassName('test test2')</code></p> <p>The first expression returns a <code>nodeList</code> with all elements that have a <code>class</code> value that contains "test". The second one returns a <code>nodeList</code> with all elements that have a <code>class</code> value that contains both "test" and "test2" (in any order).</p>																					
querySelectorAll() 102 points weight 2	no					yes	yes	yes	yes	yes	yes	yes	yes	yes	yes	yes	yes	yes	yes	yes	yes
<p><code>document.querySelectorAll('.testClass')</code> <code>document.querySelectorAll('.testClass + p')</code></p> <p>Returns a <code>nodeList</code> with all elements that have a <code>class</code> value that contains "testClass"; or a <code>nodeList</code> with all paragraphs directly following such an element.</p> <p>Essentially, this method allows you to use CSS syntax to retrieve elements.</p>																					
:nth-of-type()	no					yes	yes	yes	yes	yes	yes	yes	yes	yes	yes	yes	yes	yes	yes	yes	yes

Webkit-efl Rendering Flow



HTML5 compatibility test

THE HTML5 TEST - HOW WELL DOES YOUR BROWSER SUPPORT HTML5?

your browser others compare about

your browser scores

469

AND 15 BONUS POINTS

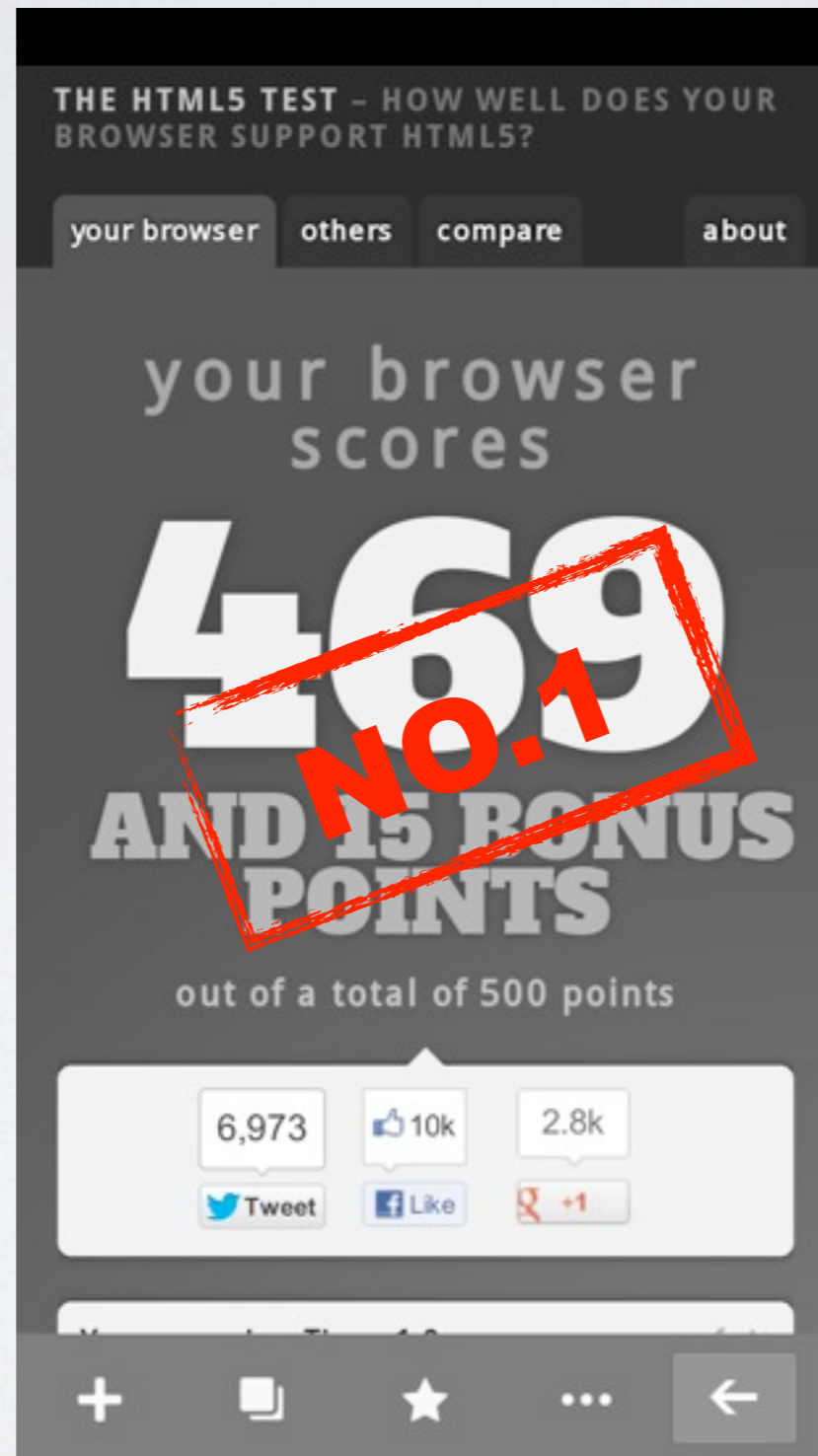
out of a total of 500 points

6,973 10k 2.8k

Tweet Like +1

+ [] ★ ... ←

HTML5 compatibility test



Tizen Device API

Tizen Device API

Alarm
System Info
Bluetooth
LBS
Filesystem
Media Content
Application
Call
NFC
Geocoder
Calendar
Messaging
Power
Contact
Time
Download
Notification

Demo

Tizen Web - Tizen IDE

8:38 AM

Project Explorer

- DeviceAPISample
 - JavaScript Resources
 - css
 - images
 - preview-mac.png
 - js
 - music
 - Samsung-Over-the-horizon.mp3
 - tizen-web-ui-fw
 - WebContent
 - config.xml
 - DeviceAPISample.wgt
 - icon.png
 - index.html

Connection Explorer

Files

- dbspace
- driver
- etc
- home
- lost+found
- media
 - Camera
 - Documents
 - Downloads
 - index.html
 - Images
 - Others
 - Sounds

index.html

```

<script src="main.js"></script>
<link rel="stylesheet" href="my.css">

When you want to manipulate elements in your code, you have to
use domReady for your code to work properly, like this;

    domReady(function(){ ... });
-->
<script type="text/javascript" src="./js/main.js"></script>
<link rel="stylesheet" type="text/css" href="./css/style.css"/>
</head>
<body>
  <div data-role="page">
    <div data-role="header" data-position="fixed">
      <h1>Device API Sample</h1>
    </div><!-- /header -->

    <div data-role="content">
      <ul data-role="listview">
        <li><a onclick="postNotification()">Post Notification</a></li>
        <li><a onclick="downloadURL()">Download API</a></li>
        <li><a onclick="requestPowerState('dim')">Dim screen</a></li>
        <li><a onclick="requestPowerState('bright')">Bright screen</a></li>
      </ul>
    </div><!-- /content -->

    <div data-role="footer" data-position="fixed">
      <h4>Tizen 2.0 alpha</h4>
    </div><!-- /footer -->
  </div><!-- /page -->
</body>
</html>

```

Outline

- html
 - head
 - body
 - div data-role=page
 - div data-role=header
 - #comment
 - div data-role=content
 - ul data-role=listview
 - li
 - a onclick=downloadURL()
 - li
 - a onclick=requestPowerState('dim')
 - li

Prop HTM CSS Erro

Device API Sample

- Post Notification
- Download API
- Dim screen
- Bright screen

Tizen 2.0 alpha

Problems Console Pages Progress

```

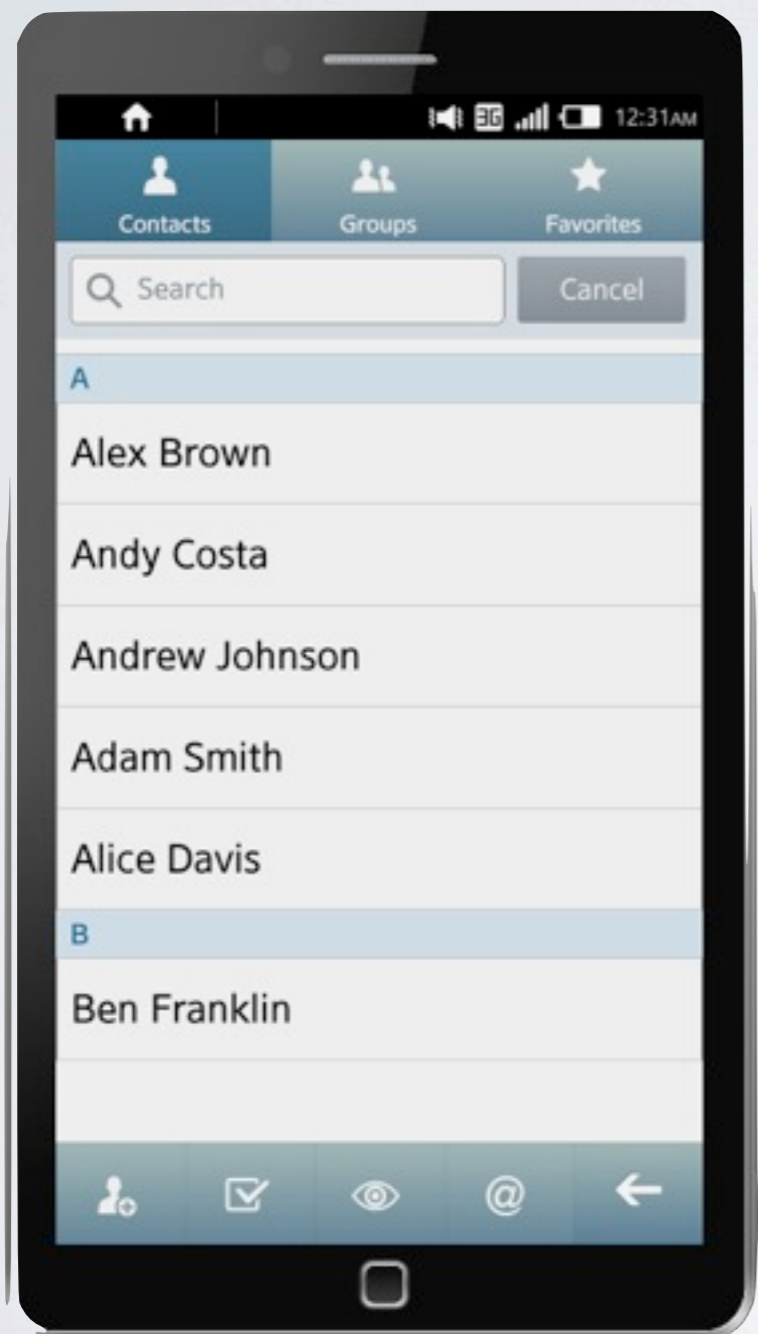
javascript log console (4d19a33937a33f00)
tizen-web-ui-fw.js (18379) :Culture file (/usr/share/tizen-web-ui-fw/latest/js/cultures/gl
tizen-web-ui-fw.js (18466) :width=device-width, initial-scale=1, maximum-scale=1, user-sca
tizen-web-ui-fw.js (18513) :html:font size is set to 18
tizen-web-ui-fw.js (18379) :Culture file (/usr/share/tizen-web-ui-fw/latest/js/cultures/g
js/main.js (49) :request succeeded!
tizen-web-ui-fw.js (18466) :width=device-width, initial-scale=1, maximum-scale=1, user-sca
tizen-web-ui-fw.js (18513) :html:font size is set to 18

```

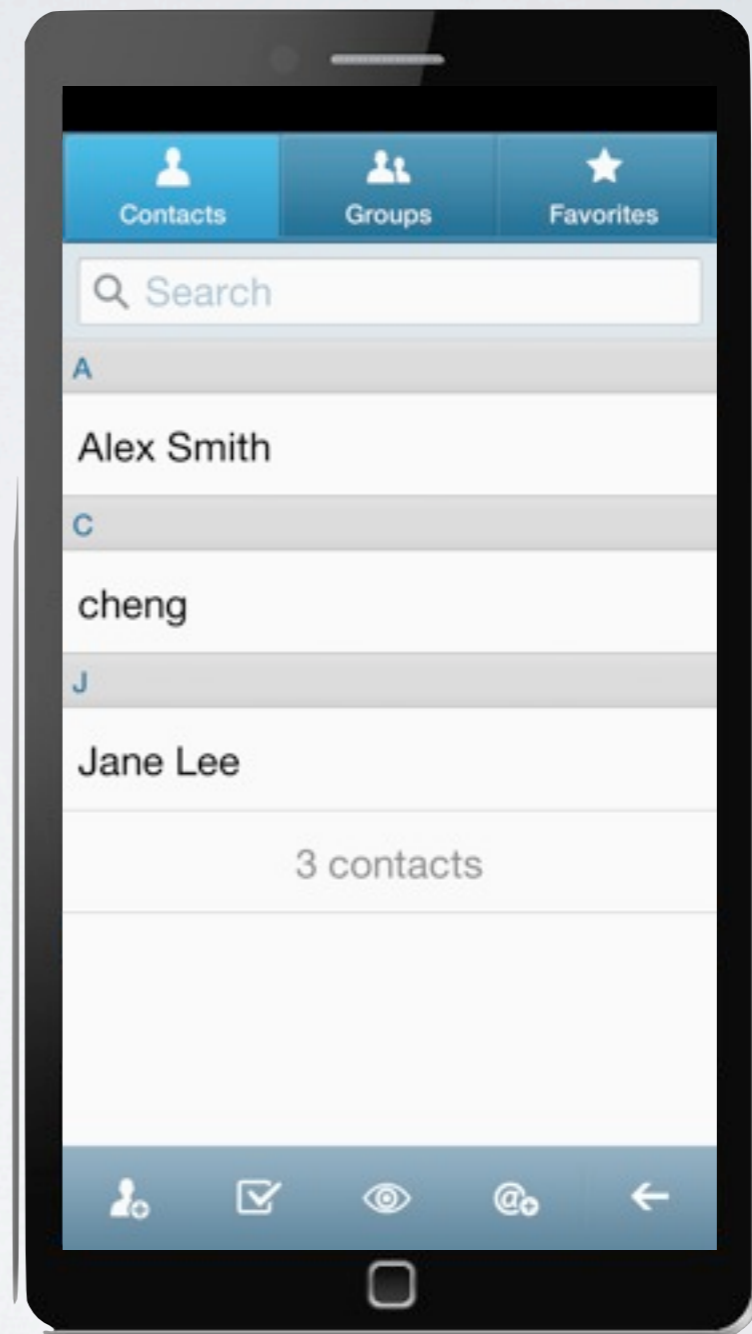
Build your UI

- Tizen web UI framework
- jQuery Mobile
- CSS3 animation

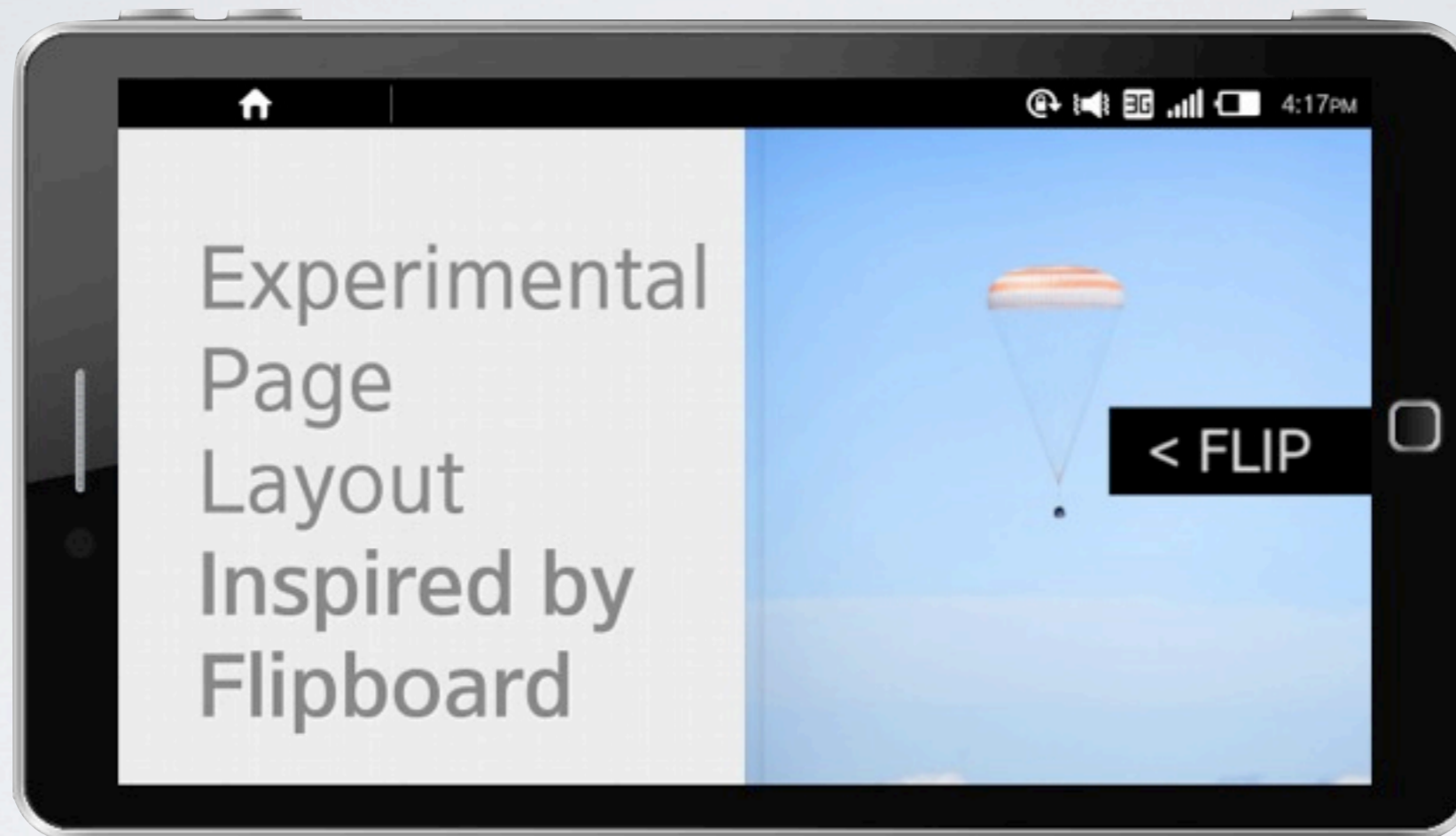
Tizen Web UI vs Native



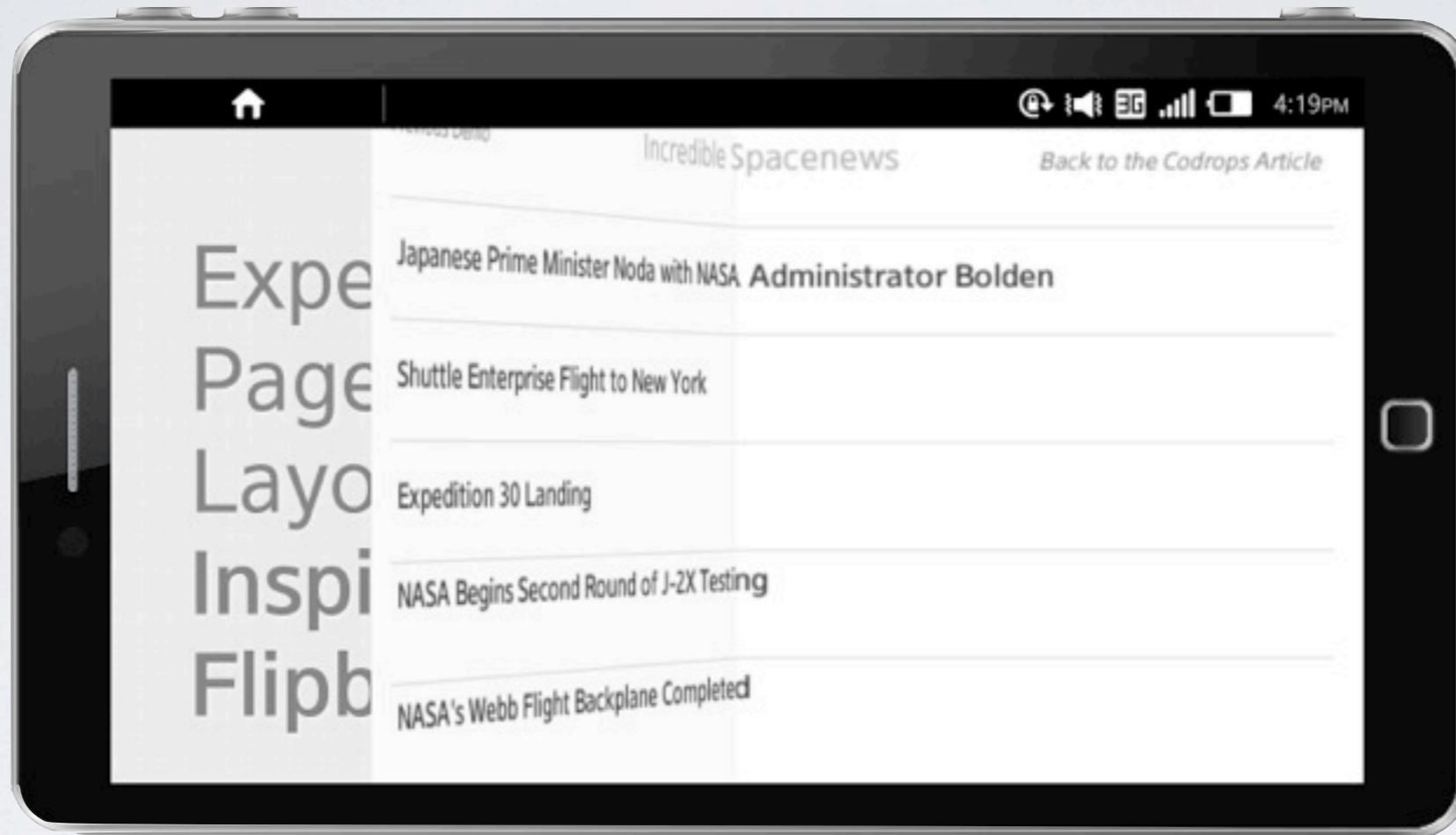
VS.



CSS3 animation - Flipboard

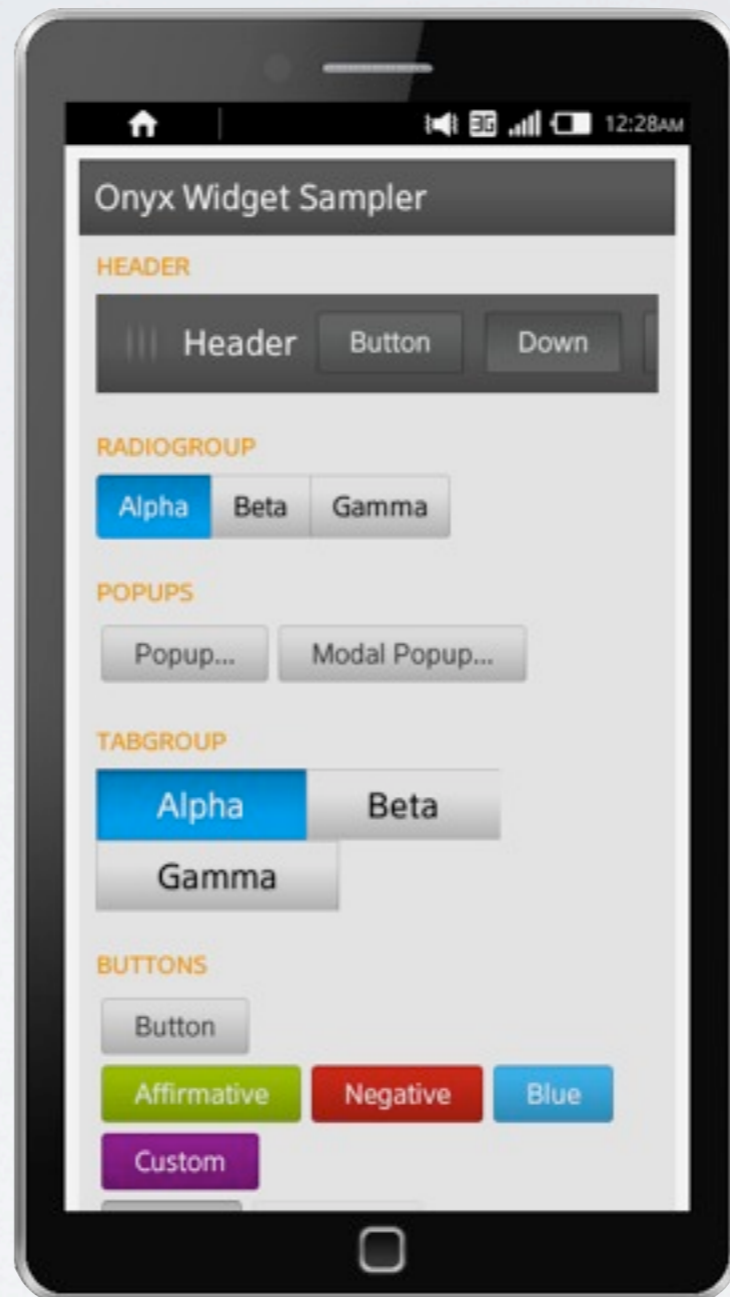


CSS3 animation - Flipboard



Porting web apps

Case study: webOS Onyx



Demo

Project Explorer

- EnyoProject
 - JavaScript Resources
 - css
 - images
 - js
 - main.js**
 - package.js
 - WebContent
 - config.xml
 - EnyoProject.wgt
 - icon.png
 - index.html
 - UISample

main.js | index.html | package.js | config.xml

```

<!DOCTYPE html>
<html>
<head>
  <meta charset="utf-8" />
  <meta name="viewport" content="width=device-width, initial-scale=1.0, maximum-scale=1.0">
  <meta name="description" content="Tizen basic template generated by Tizen Web IDE"/>

  <title>Tizen Web IDE - Tizen - Tizen basic Application</title>

  <link rel="stylesheet" href="http://enyojs.com/enyo-2.1/enyo.css">
  <script src="http://enyojs.com/enyo-2.1/enyo.js"></script>
  <script src="js/package.js"></script>
  <script src="js/main.js"></script>
</head>
<body>
  <script>
    new App({classes: "enyo-unselectable"}).write();
  </script>
</body>
</html>

```

Outline

- DOCTYPE:html
- html
 - head
 - meta charset=utf-8
 - meta name=viewport
 - meta name=description
 - title
 - link rel=stylesheet
 - script src=http://enyojs.com/enyo-
 - script src=js/package.js
 - script src=js/main.js
 - body**
 - script

Connection Explore

Files

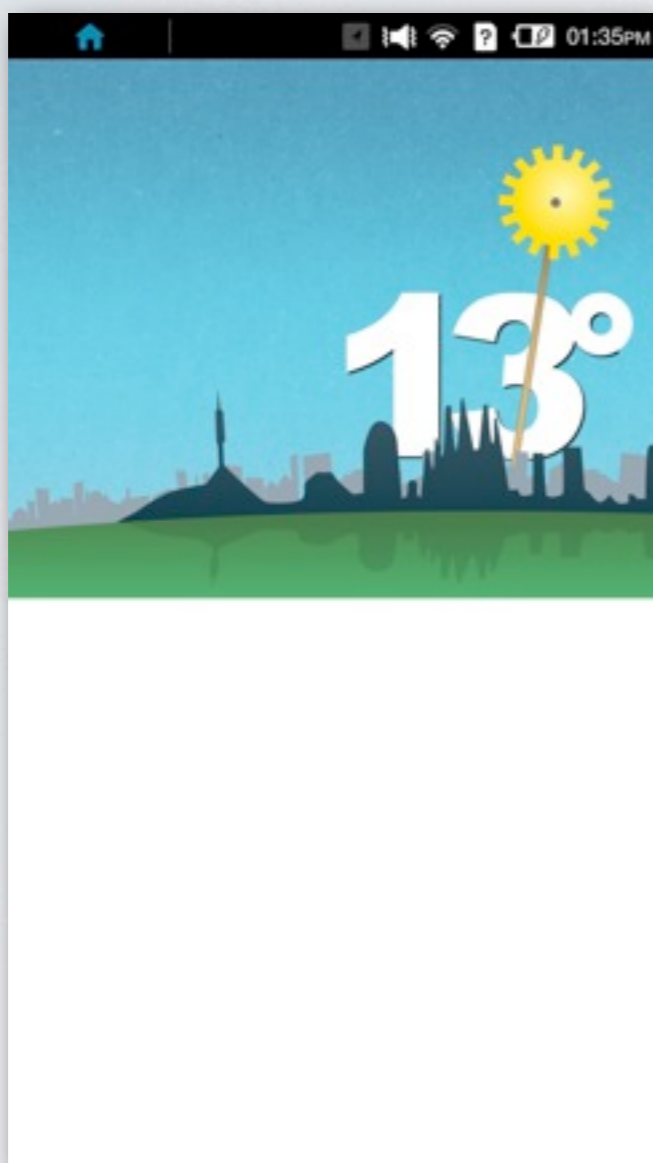
- 4d19a33937a33f00 (device-1)

Design | Preview

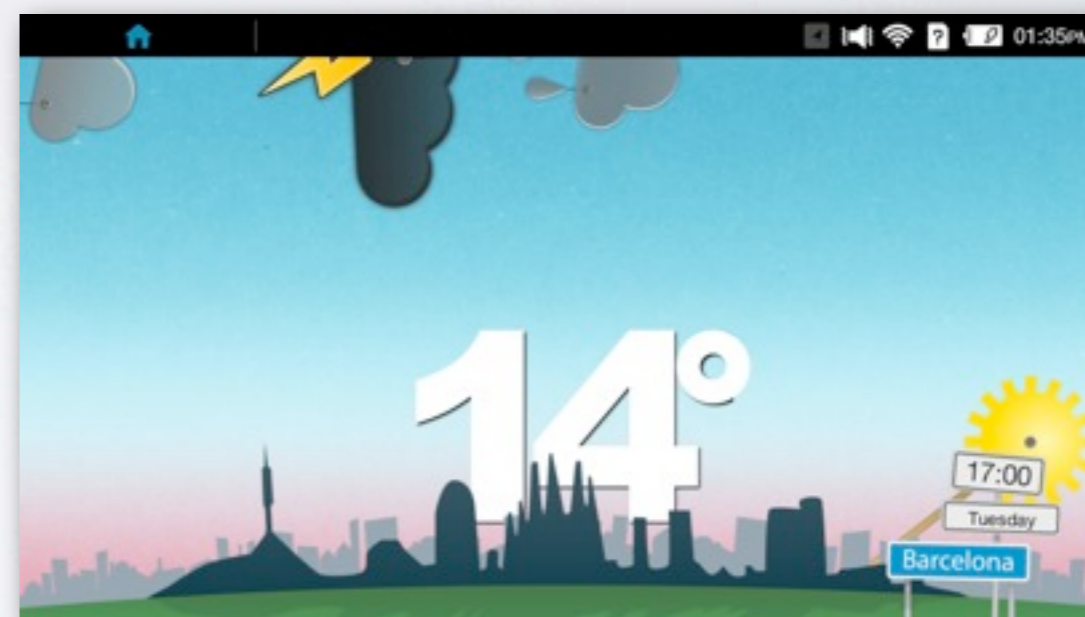
Problems | Console | Pages | Progress

javascript log console (4d19a33937a33f00)

Case Study: BlackBerry Aura



Portrait

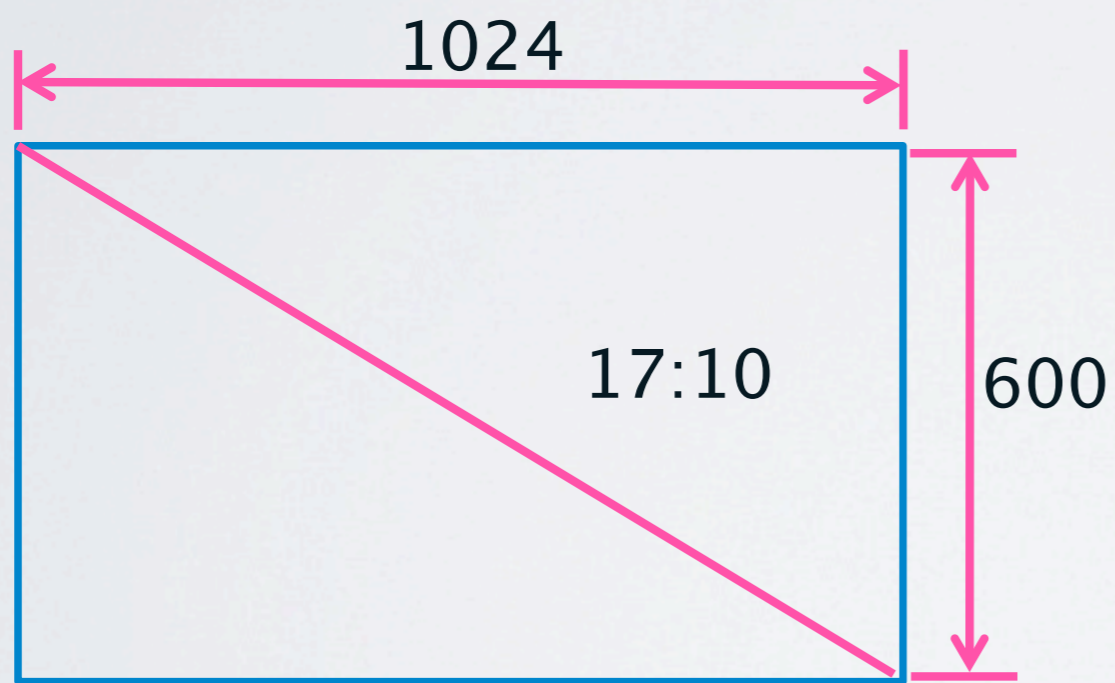


Landscape

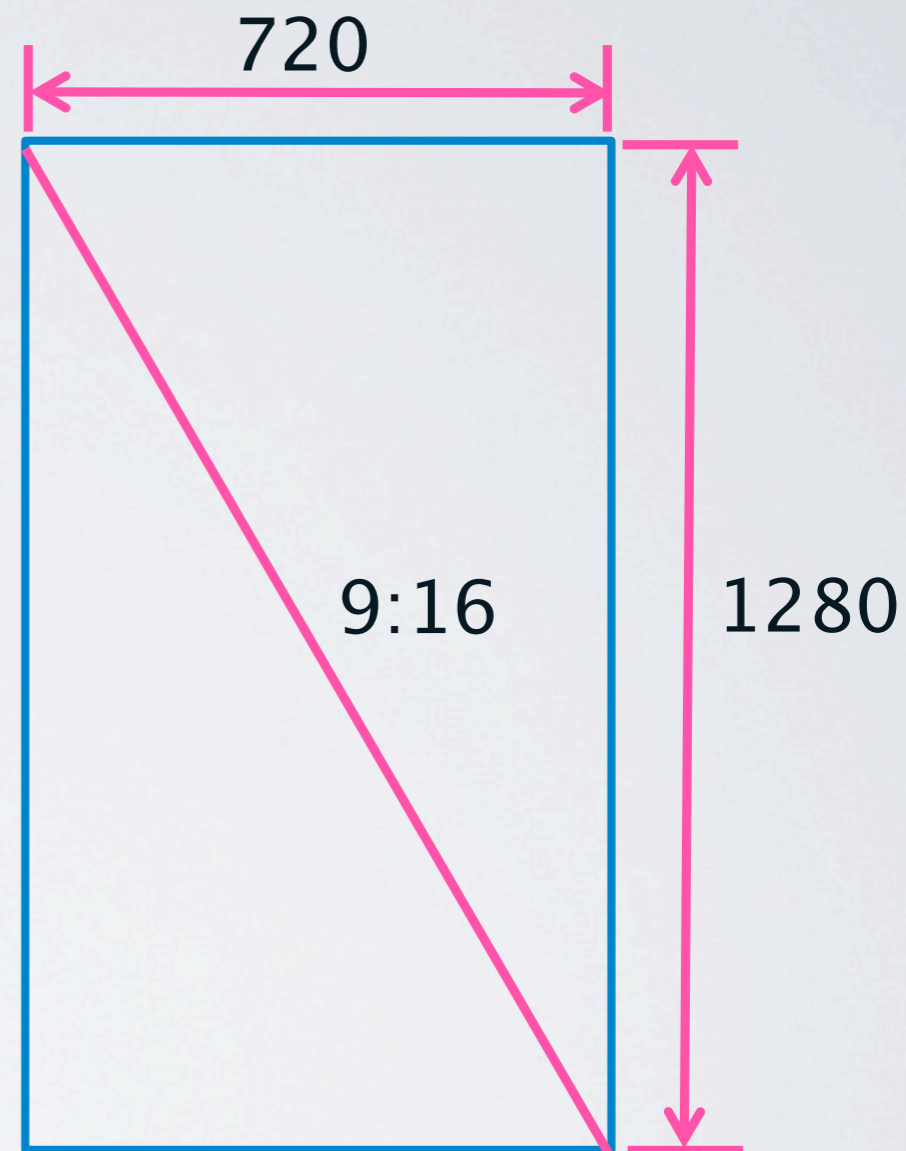
After porting



Screen Resolution



Playbook



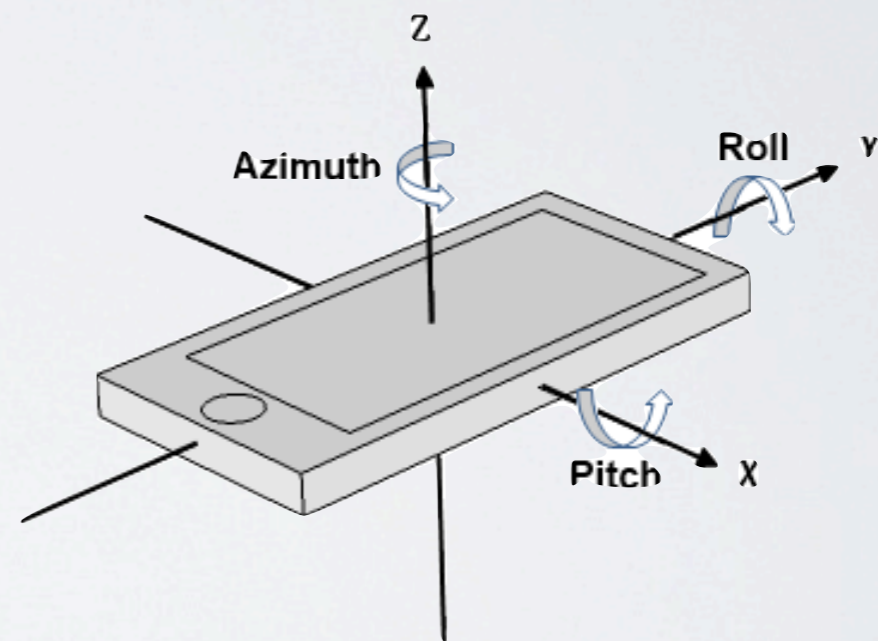
Tizen HD

Device API

```
var acc = new Vector(0,0);
acc.x = event.accelerationIncludingGravity.x;
acc.y = event.accelerationIncludingGravity.y;
var accAngle = Math.atan2(-acc.x, acc.y); //angle between the rope and x axis
```



Playbook



Tizen HD

The last mile - Packaging



thank you

@chengluo
c.luo@samsung.com