



OPEN
DAYLIGHT

S U M M I T



Inter SDN Controller Communication (SDNi)

Rafat Jahan, R&D Lead(SDN), Tata Consultancy Services

Introduction



#ODSummit

Need for SDNi

- SDN will be deployed in large-scale networks, where it is divided into multiple connected SDN domains, for better scalability and security.
- To utilize network resources efficiently, SDN controllers need to communicate with each other.
- Networks are moving towards cloud architecture, where multiple SDN domains will be prevalent.
- Enabling this communication in ODL encourages adoption of OpenDaylight controller.



Sample Business Use Cases

Bandwidth on Demand

When the network resources are distributed among multiple SDN domains, controllers from each domain need to communicate with the controller of the source domain, to share network parameters. This enables the controller of the source domain to confirm and process the bandwidth requirement.

Content Delivery Networks

Service Providers have to meet the content delivery requirements as per the committed QoS. If the CDN server or cache nearest to the customer location is experiencing high loads and is unable to serve the customer, the request is sent to a CDN server/ cache that is not loaded. However, this CDN Server/ Cache may be located in a different SDN domain in the network. Hence, the source SDN controller needs to communicate (over SDNi) with the other SDN controllers within the network to negotiate a path to the best possible CDN server/ cache that meets the customer's QoS expectation.

Separate SDN Controllers for Various Networks

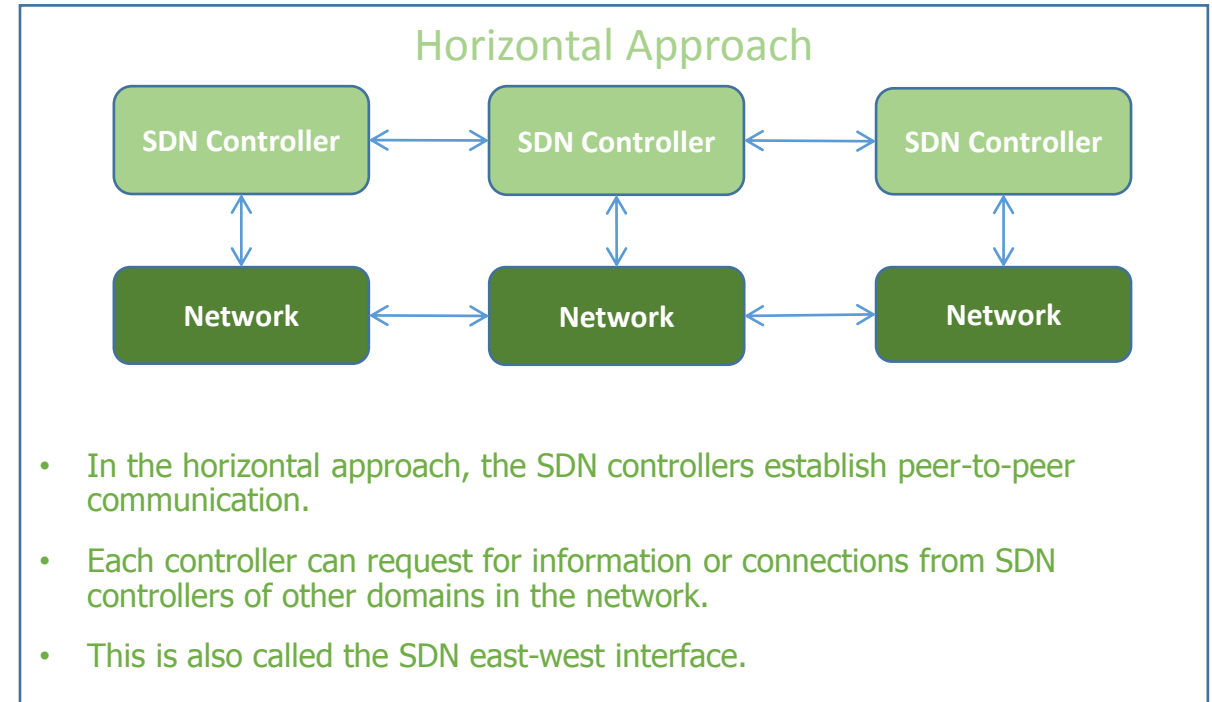
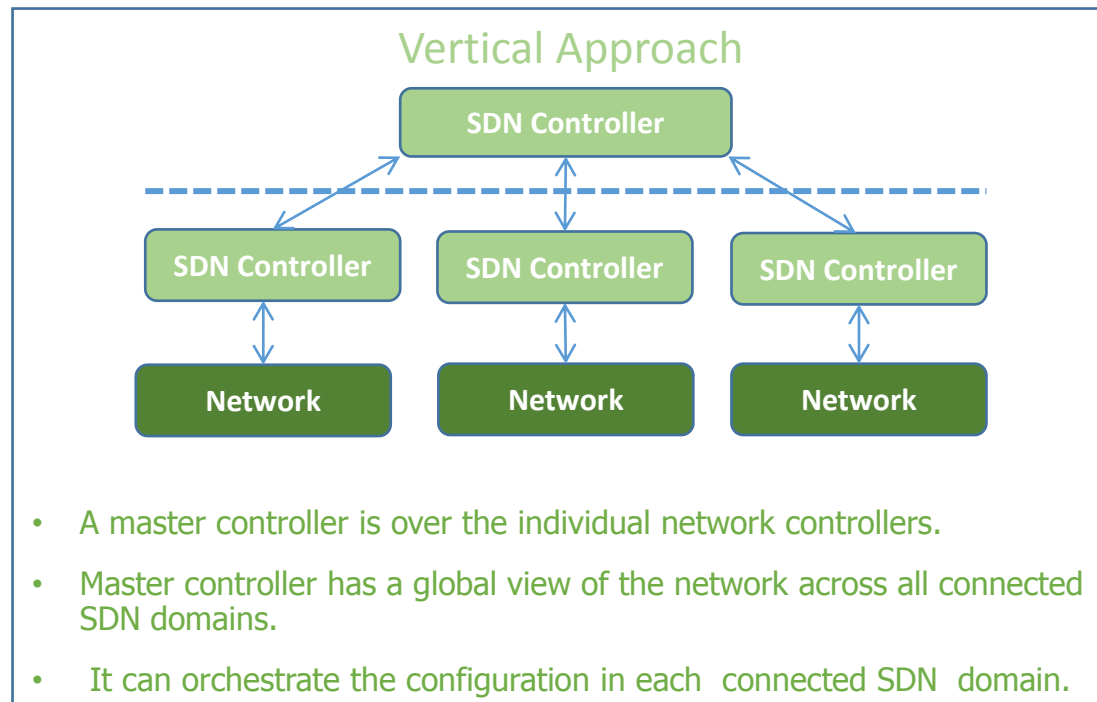
If the customer (retail, enterprise) demands a service that is provided by the data center, the SDN controllers of access, edge, core networks, and the data center need to communicate with each other. SDN controllers need to pass on parameters like QoS and policy information from the access network to the core network to the data center.



Potential Implementation Approaches

Inter-SDN controller communication is enabled by:

- Establishing inter-AS domain communication
- Enabling SDNi (Software Defined Network interface) for ODL, as an application (ODL-SDNi App)

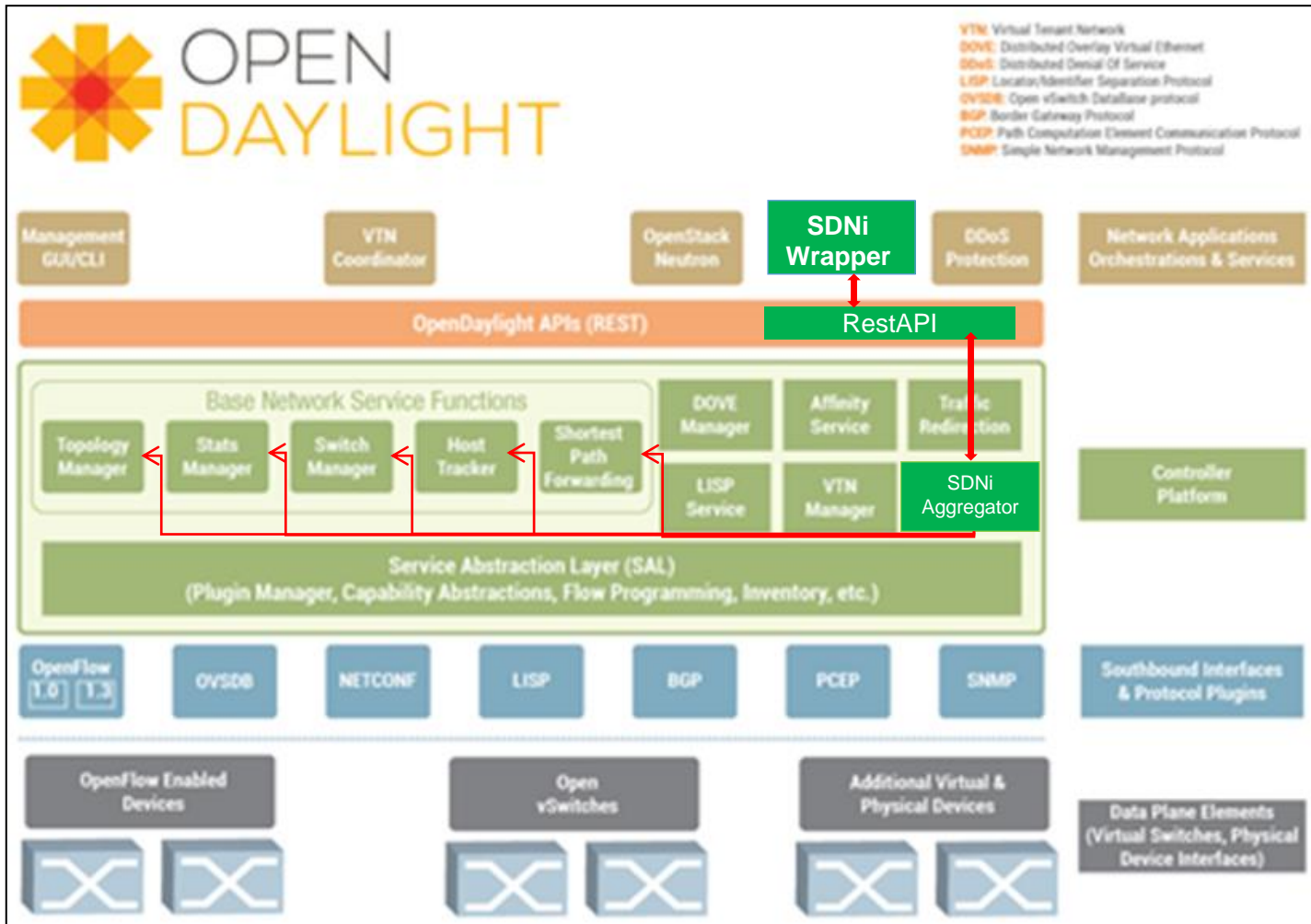


Architecture

#ODSummit



ODL-SDNi Architecture



SDNi Aggregator:

- Northbound SDNi plugin acts as an aggregator for collecting network information such as topology, stats, host etc.
- This plugin is extendable as per needs of network parameters required to be shared.

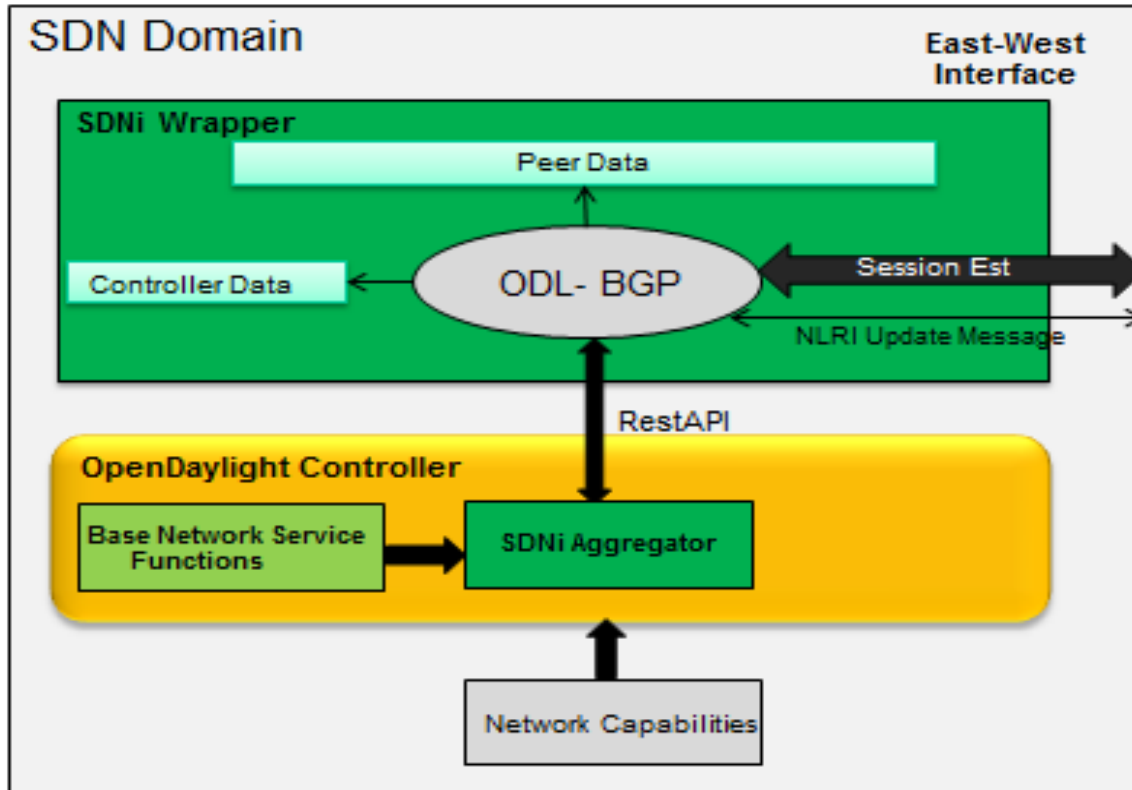
SDNi RestAPI:

- SDNi REST APIs is implemented to fetch the aggregated information from the SDNi aggregator.
- New SDNi RestAPI can be added, to support new network parameters.

SDNi Wrapper:

- SDNi BGP Wrapper will be responsible for the sharing and collecting information to/from federated controllers.

How ODL-SDNi works



Wrapper Features:

- SDNi Wrapper utilizes the existing ODL-BGP Plugin.
- Enhanced the NLRI update message (of BGP) for capability data
- This data to be exchanged available through the RestAPIs that are developed.
- Wrapper to read and store this data in a database (SQLite).
- Each controller to have peer data for the controllers in a session over real-time.
- The data exchanged can be restricted (based on security)

Network Parameters Supported

Controllers need to exchange information such as:

- Reachability update
- Flow setup, tear-down, and update requests
- Capability Update Information

Network parameters currently supported in ODL-SDNi:

Topology Data	QoS Data	Extended to (Examples)
<ul style="list-style-type: none">• Controller IP Address• Links• Nodes• Link Bandwidths• MAC Address of switches• Latency• Host IP address	<ul style="list-style-type: none">• Packet Loss rate• Packets Transmitted• Packets Received• Collision Count• Packets Delay	<ul style="list-style-type: none">• Network topology• Network events• User defined request information• QoS requirements from user application request

Sample Output

SDNi-RestAPI output :

```
-----  
{"link":["(of|3@of|00:00:00:00:00:00:00:01->of|1@of|00:00:00:00:00:00:00:02)", "(of|1@of|00:00:00:00:00:00:00:03->of|2@of|00:00:00:00:00:00:00:02)", "(of|1@of|00:00:00:00:00:00:00:04->of|2@of|00:00:00:00:00:00:00:03)", "(of|2@of|00:00:00:00:00:00:00:02->of|1@of|00:00:00:00:00:00:00:03)", "(of|4@of|00:00:00:00:00:00:00:01->of|3@of|00:00:00:00:00:00:00:03)", "(of|1@of|00:00:00:00:00:00:00:02->of|3@of|00:00:00:00:00:00:00:01)", "(of|3@of|00:00:00:00:00:00:00:03->of|4@of|00:00:00:00:00:00:00:01)"], "bandwidth":["10Gbps", "10Gbps", "10Gbps", "10Gbps", "5Gbps", "10Gbps", "5Gbps"], "latency": [], "macAddressList":["00:00:00:00:00:01", "00:00:00:00:00:02", "00:00:00:00:00:03"], "ipAddressList":["10.0.0.1"], "controller":["10.132.35.14"], "node":["00:00:00:00:00:00:00:01", "00:00:00:00:00:00:00:02", "00:00:00:00:00:00:00:03"], "host":["1"]}
```

Database Output post SDNi data exchange:

```
-----  
sqlite> select * from TOPOLOGY_DATABASE;
```

controller	links	nodes	hosts	link_bandwidths	latencies	macAddressList	ipAddressList
220431370	34	4	1	10	0	4	50331658
220431370	54	5	0	10	0	5	0
220431370	64	6	0	10	0	6	0
220431370	56	0	0	10	0	0	0

```
sqlite> select * from TOPOLOGY_DATABASE_PEER_1;
```

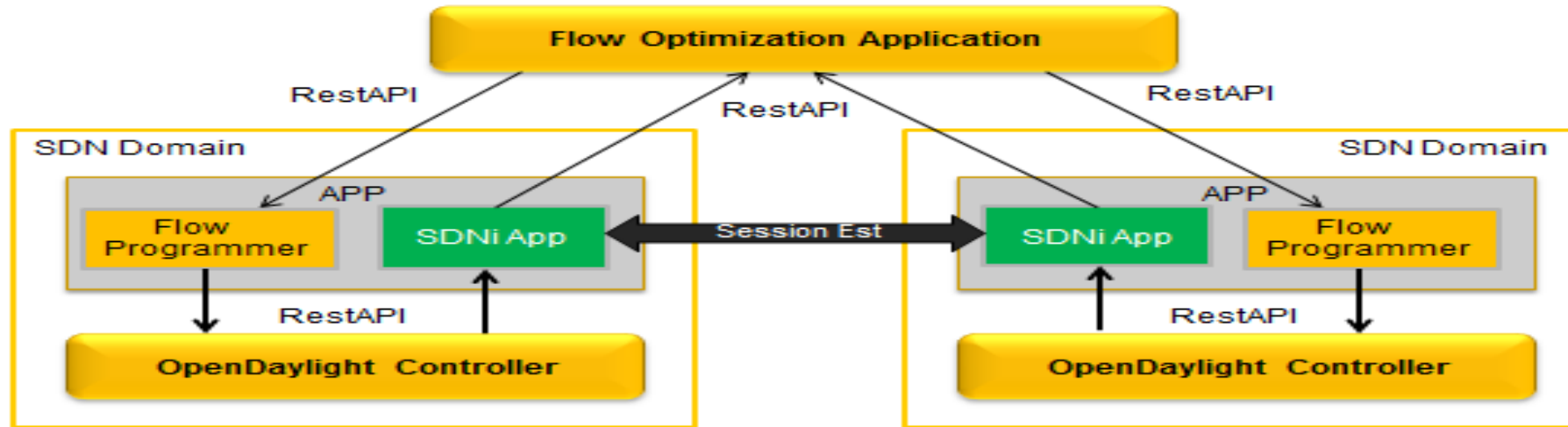
controller	links	nodes	hosts	link_bandwidths	latencies	macAddressList	ipAddressList
237208586	12	1	1	10	0	1	16777226
237208586	32	2	0	10	0	2	0
237208586	43	3	0	10	0	3	0
237208586	13	0	0	5	0	0	0



#ODSummit

Demonstration

Demo



Business Challenge

- In the multi-vendor environment, network traffic needs to be orchestrated across intra-/inter-domain subnets of the SDN controllers.
- The mandate is of a east-west communication that enables SDN controllers across subnets to exchange network information within the purview of defined policies
- Inter-SDN controller (multi-vendor) communication – exchange of network parameters needs to be per pre-agree interface specifications

Release and References

#ODSummit



ODL Releases

Helium Release:

- The ODL-SDNi Application was providing an east-west interface among multiple OpenDaylight controllers.
- The communication was established by exchange of network parameters over NLRI Update message of BGP protocol(RFC 4271) .
- Controller Topology data exchanged over SDNi

RestAPI URL: <http://localhost:8080/controller/nb/v2/sdni/default/topology>

Lithium Release:

- Implementation of QoS data exchange over SDNi
- Update the Aggregator and RestAPI with respect to QoS data.
- Implement database for maintaining self and peer controller information in the database for easy access from application above.

RestAPI URL: <http://localhost:8080/controller/nb/v2/sdni/default/qos>

Roadmap for further Releases:

- ODL-SDNi to have a user interface.
- Migration of SDNi from AD-SAL to MD-SAL
- Incorporate Traffic Steering by conveying controller tear down over SDNi Application.



#ODSummit

References

Documents to refer for ODL-SDNi set up:

The ODL-SDNi feature can be done with Helium and Lithium releases over SP edition (no more supported) And Karaf.

- Project Proposal: https://wiki.opendaylight.org/view/Project_Proposals:ODL-SDNi_App
- User Guide: https://wiki.opendaylight.org/view/ODL-SDNiApp:User_Guide
- Developer Guide: https://wiki.opendaylight.org/view/ODL-SDNiApp:Developer_Guide



#ODSummit

Thank You



#ODSummit